



MADALAG, AKLAN - HSWG Partner Reporting

Recovery Shelter Activities (as of 06-OCT-2014)

The graphs shown below represent the sum of households who have received (HH reached) or who will receive (HH targeted or underway) recovery shelter support by HSWG partner agencies. Numbers reached are those reported to the HSWG by 6th October 2014. Household number do not represent the total needs by Barangay - for this, consult with relevant Barangay or Municipality. PLEASE NOTE - scale differs in each graph.

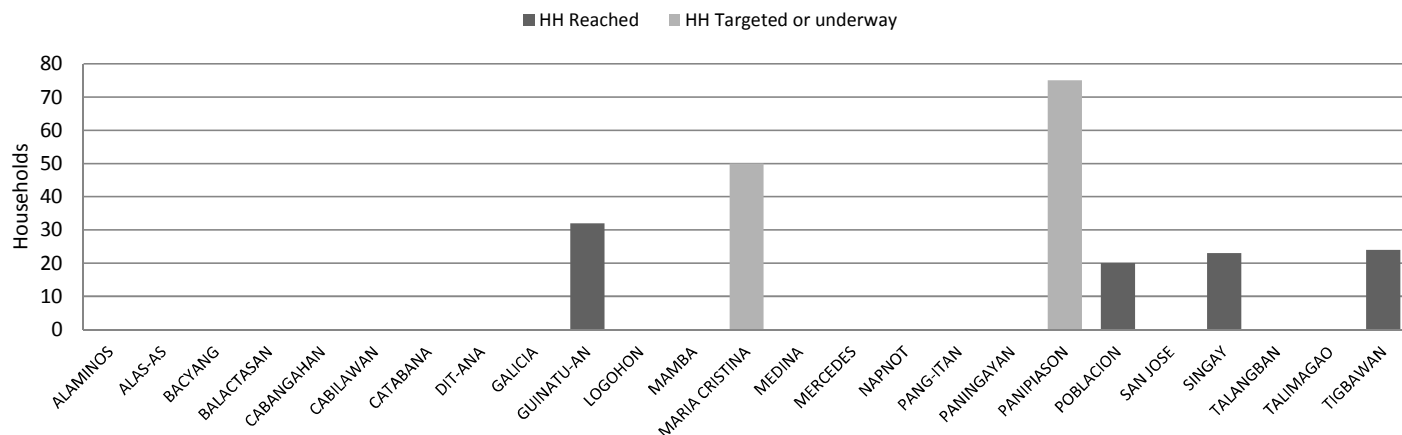
For explanation of intervention types, please see Shelter Cluster Recovery guidelines:

<https://www.sheltercluster.org/Asia/Philippines/Typhoon%20Haiyan%202013/Documents/Recovery%20Shelter%20Guidelines.pdf>

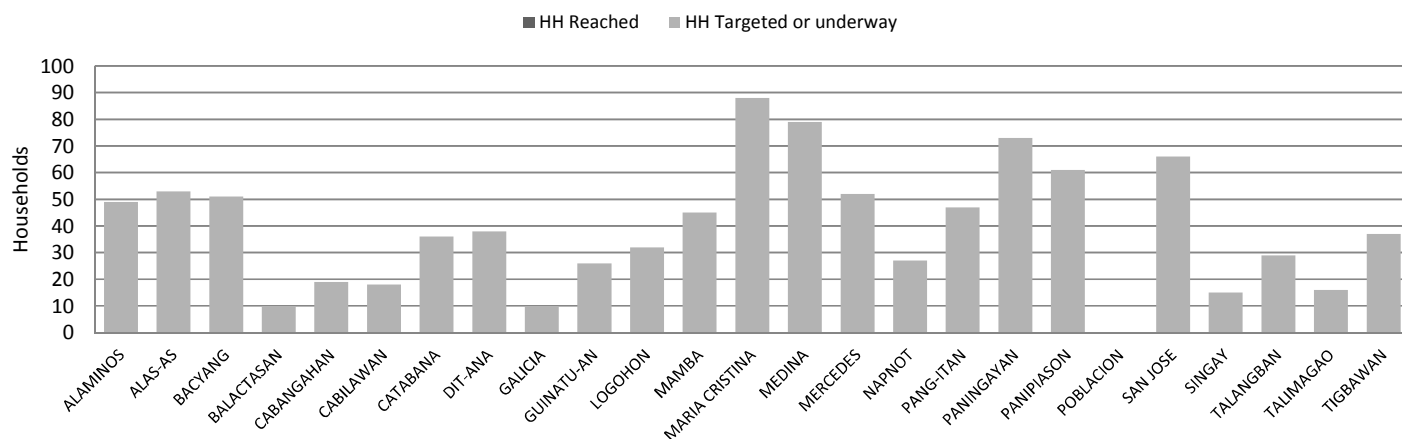
The full data set of HSWG data can be found here:

<https://www.sheltercluster.org/Asia/Philippines/Typhoon%20Haiyan%202013/Documents/20141003%20HSWG%20Database%20for%20website.xlsx>

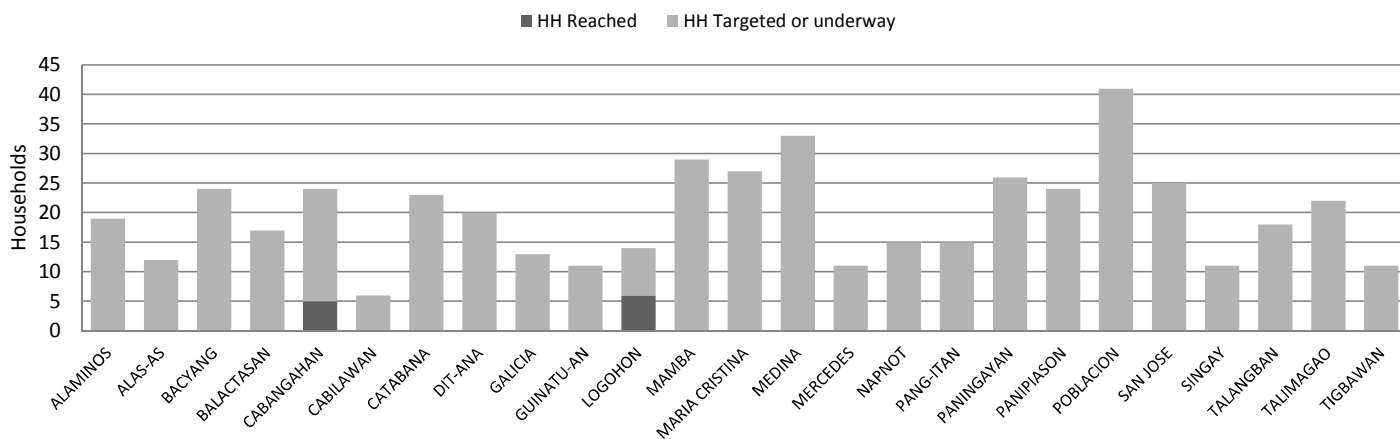
Repairs & Retrofit - Support for Self Recovery Shelter Kit



Repairs & Retrofit - Minor & Major Repairs



Core House





MADALAG - HSWG Partner reporting

Recovery Shelter activities (as of 06-OCT-2014)

Interventions By AGENCIES

The data shown below represent the sum of households who have received (HH reached) or who will receive (HH targeted or underway) recovery shelter support by HSWG partner agencies. Numbers reached are those reported to the HSWG by 6th October 2014. The full data set of HSWG data can be found here:

<https://www.sheltercluster.org/Asia/Philippines/Typhoon%20Haiyan%202013/Documents/20141003%20HSWG%20Database%20for%20website.xlsb>

Agency	Temporary Shelter		Repairs & Retrofit		Core House		Permanent House		Total HH Reached	Total HH Targeted
	HH Reached	HH Targeted	HH Reached	HH Targeted	HH Reached	HH Targeted	HH Reached	HH Targeted		
Don Bosco Network			99	99	0	85			99	184
Green Forum Western Visayas			0	125					0	125
PRC - Spanish Red Cross			0	977	11	491			11	1,468
Grand Total			99	1,201	11	576			110	1,777



MADALAG - HSWG Partner reporting

Recovery Shelter activities (as of 06-OCT-2014)

Interventions By BARANGAYS

The data shown below represent the sum of households who have received (HH reached) or who will receive (HH targeted or underway) recovery shelter support by HSWG partner agencies. Numbers reached are those reported to the HSWG by 6th October 2014. The full data set of HSWG data can be found [here](https://www.sheltercluster.org/Asia/Philippines/Typhoon%20Haiyan%202013/Documents/20141003%20HSWG%20Database%20for%20website.xlsx):

<https://www.sheltercluster.org/Asia/Philippines/Typhoon%20Haiyan%202013/Documents/20141003%20HSWG%20Database%20for%20website.xlsx>

Barangay	Temporary Shelter		Repairs & Retrofit		Core House		Permanent House		Total HH Reached	Total HH Target
	HH Reached	HH Target	HH Reached	HH Target	HH Reached	HH Target	HH Reached	HH Target		
ALAMINOS			0	49	0	19			0	68
ALAS-AS			0	53	0	12			0	65
BACYANG			0	51	0	24			0	75
BALACTASAN			0	10	0	17			0	27
CABANGAHAN			0	19	5	24			5	43
CABILAWAN			0	18	0	6			0	24
CATABANA			0	36	0	23			0	59
DIT-ANA			0	38	0	20			0	58
GALICIA			0	10	0	13			0	23
GUINATU-AN			32	58	0	11			32	69
LOGOHON			0	32	6	14			6	46
MAMBA			0	45	0	29			0	74
MARIA CRISTINA			0	138	0	27			0	165
MEDINA			0	79	0	33			0	112
MERCEDES			0	52	0	11			0	63
NAPNOT			0	27	0	15			0	42
PANG-ITAN			0	47	0	15			0	62
PANINGAYAN			0	73	0	26			0	99
PANIPIASON			0	136	0	24			0	160
POBLACION			20	20	0	41			20	61
SAN JOSE			0	66	0	25			0	91
SINGAY			23	38	0	11			23	49
TALANGBAN			0	29	0	18			0	47
TALIMAGAO			0	16	0	22			0	38
TIGBAWAN			24	61	0	11			24	72
(blank)					0	85			0	85
Grand Total			99	1,201	11	576			110	1,777



MADALAG - HSWG Partner reporting

Recovery Shelter activities (as of 06-OCT-2014)

Interventions By BARANGAYS & AGENCIES

The data shown below represent the sum of households who have received (HH reached) or who will receive (HH targeted or underway) recovery shelter support by HSWG partner agencies. Numbers reached are those reported to the HSWG by 6th October 2014. The full data set of HSWG data can be found here:

<https://www.sheltercluster.org/Asia/Philippines/Typhoon%20Haiyan%202013/Documents/20141003%20HSWG%20Database%20for%20website.xlsx>

Barangays & Agency	Temporary Shelter		Repairs & Retrofit		Core House		Permanent House		Total HH Reached	Total HH Target
	HH Reached	HH Target	HH Reached	HH Target	HH Reached	HH Target	HH Reached	HH Target		
ALAMINOS			0	49	0	19			0	68
PRC - Spanish Red Cross			0	49	0	19			0	68
ALAS-AS			0	53	0	12			0	65
PRC - Spanish Red Cross			0	53	0	12			0	65
BACYANG			0	51	0	24			0	75
PRC - Spanish Red Cross			0	51	0	24			0	75
BALACTASAN			0	10	0	17			0	27
PRC - Spanish Red Cross			0	10	0	17			0	27
CABANGAHAN			0	19	5	24			5	43
PRC - Spanish Red Cross			0	19	5	24			5	43
CABILAWAN			0	18	0	6			0	24
PRC - Spanish Red Cross			0	18	0	6			0	24
CATABANA			0	36	0	23			0	59
PRC - Spanish Red Cross			0	36	0	23			0	59
DIT-ANA			0	38	0	20			0	58
PRC - Spanish Red Cross			0	38	0	20			0	58
GALICIA			0	10	0	13			0	23
PRC - Spanish Red Cross			0	10	0	13			0	23
GUINATU-AN			32	58	0	11			32	69
Don Bosco Network			32	32					32	32
PRC - Spanish Red Cross			0	26	0	11			0	37
LOGOHON			0	32	6	14			6	46
PRC - Spanish Red Cross			0	32	6	14			6	46
MAMBA			0	45	0	29			0	74
PRC - Spanish Red Cross			0	45	0	29			0	74
MARIA CRISTINA			0	138	0	27			0	165
Green Forum Western Visayas			0	50					0	50
PRC - Spanish Red Cross			0	88	0	27			0	115
MEDINA			0	79	0	33			0	112
PRC - Spanish Red Cross			0	79	0	33			0	112
MERCEDES			0	52	0	11			0	63
PRC - Spanish Red Cross			0	52	0	11			0	63
NAPNOT			0	27	0	15			0	42
PRC - Spanish Red Cross			0	27	0	15			0	42
PANG-ITAN			0	47	0	15			0	62
PRC - Spanish Red Cross			0	47	0	15			0	62
PANINGAYAN			0	73	0	26			0	99
PRC - Spanish Red Cross			0	73	0	26			0	99
PANIPIASON			0	136	0	24			0	160
Green Forum Western Visayas			0	75					0	75
PRC - Spanish Red Cross			0	61	0	24			0	85
POBLACION			20	20	0	41			20	61
Don Bosco Network			20	20					20	20
PRC - Spanish Red Cross					0	41			0	41
SAN JOSE			0	66	0	25			0	91



MADALAG - HSWG Partner reporting

Recovery Shelter activities (as of 06-OCT-2014)

Interventions By BARANGAYS & AGENCIES

The data shown below represent the sum of households who have received (HH reached) or who will receive (HH targeted or underway) recovery shelter support by HSWG partner agencies. Numbers reached are those reported to the HSWG by 6th October 2014. The full data set of HSWG data can be found here:

<https://www.sheltercluster.org/Asia/Philippines/Typhoon%20Haiyan%202013/Documents/20141003%20HSWG%20Database%20for%20website.xlsx>

Barangays & Agency	Temporary Shelter		Repairs & Retrofit		Core House		Permanent House		Total HH Reached	Total HH Target
	HH Reached	HH Target	HH Reached	HH Target	HH Reached	HH Target	HH Reached	HH Target		
PRC - Spanish Red Cross			0	66	0	25			0	91
SINGAY			23	38	0	11			23	49
Don Bosco Network			23	23					23	23
PRC - Spanish Red Cross			0	15	0	11			0	26
TALANGBAN			0	29	0	18			0	47
PRC - Spanish Red Cross			0	29	0	18			0	47
TALIMAGAO			0	16	0	22			0	38
PRC - Spanish Red Cross			0	16	0	22			0	38
TIGBAWAN			24	61	0	11			24	72
Don Bosco Network			24	24					24	24
PRC - Spanish Red Cross			0	37	0	11			0	48
(blank)					0	85			0	85
Don Bosco Network					0	85			0	85
Grand Total			99	1,201	11	576			110	1,777